

Weekly Review

Colombo stock market wrapped the weekly operations with negative returns despite the foreign inflows. All Share index shed 51.56 index points (-0.9%) while S&P SL20 index declined by 35.01 index points (-1.0%) during the week.

Average daily turnover increased by 56% to LKR 861mn. The top contribution to the turnover came from John Keells Holdings (LKR 1.5bn), Serendib Hotels (LKR 517mn) and Melstacorp (LKR 346mn).

Foreign investors were net buyers for the eighth straight week with net foreign inflow of LKR 1.3bn. Foreign participation was 50%. Net foreign inflows were seen in John Keells Holdings (LKR 921mn), Sampath Bank (LKR 79mn) and Ceylon Cold Stores (LKR 72mn). Net foreign outflows were seen in Tokyo Cement (LKR 10mn) and Kelani Cables (LKR 10mn). Subsequent to this week's net inflow, the year-to-date foreign inflow improved to LKR 3.8bn.

High investor activity was witnessed in John Keells Holdings, East West Properties, Teejay Lanka and Janashakthi Insurance. Among the top gainers were Serendib Hotels non-voting (+8%) and voting (+4%), Ceylon Tobacco (+4%) while Richard Pieris Exports (-11%) and HNB Assurance (-10%) were among the top losers.

Meanwhile, at the Treasury bill auction, yields increased across the board. Three month treasury rate increased by 10bps to 9.57% and six month yield advanced to 10.46% (+7bps). One year Treasury bill rate increased to 10.82% (+8bps).

During the week, Sri Lankan rupee appreciated by 0.2% against the dollar. Sri Lankan rupee ended at 153.80 per dollar compared to previous week's close of 154.17.

Market Dairy

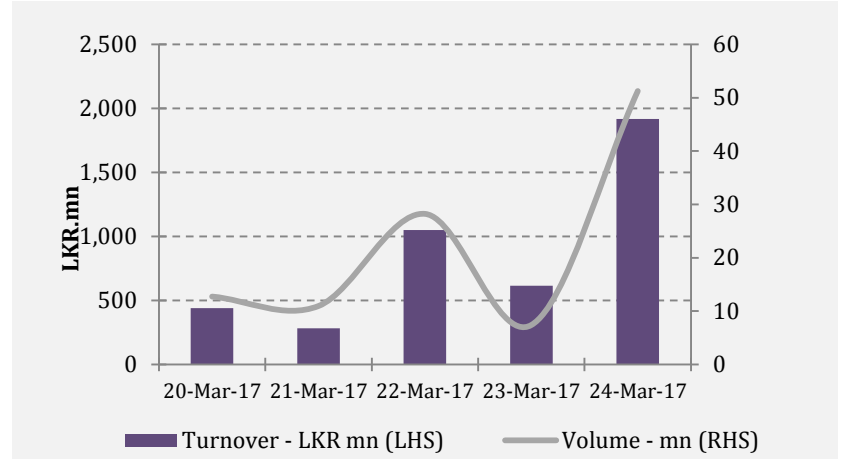
Next Week:

Company	Event	Date
Kegalle Plantations	XD date (LKR 5.00 per share)	27 Mar
Namunukula Plantations	XD date (LKR 7.00 per share)	27 Mar
C T Land Development	Dividend payment date (LKR 1.80 per share)	27 Mar
Cargills (Ceylon)	Dividend payment date (LKR 3.80 per share)	27 Mar
Access Engineering	Dividend payment date (LKR 0.50 per share)	27 Mar
United Motors Lanka	XD date (LKR 2.50 per share)	28 Mar
AIA Insurance	XD date (LKR 2.00 per share)	28 Mar
Melsta Corp Limited	Dividend payment date (LKR 1.00 per share)	28 Mar
Laxapana Batteries	Dividend payment date (LKR 0.77 per share)	28 Mar
J. L Morison Son & Jones	Dividend payment date (LKR 10.00 per share)	28 Mar
Keells Food Products	Dividend payment date (LKR 3.00 per share)	28 Mar
Lanka Aluminium Industries	Dividend payment date (LKR 2.00 per share)	28 Mar
C. T. Holdings	Dividend payment date (LKR 3.50 per share)	28 Mar
Softlogic Life Insurance	Dividend payment date (LKR 2.16 per share)	29 Mar
Muller & Phipps	Dividend payment date (LKR 0.07 per share)	29 Mar
Kotmale Holdings	Dividend payment date (LKR 13.10 per share)	29 Mar
Kegalle Plantations	Dividend payment date (LKR 5.00 per share)	29 Mar
HNB Assurance	XD date (LKR 5.00 per share)	30 Mar
Senkadagala Finance	XD date (LKR 0.60 per share)	30 Mar
Aitken Spence Hotel Holdings	Dividend payment date (LKR 0.50 per share)	30 Mar
E. B. Creasy & Company	Dividend payment date (LKR 36.00 per share)	30 Mar
Softlogic Capital	Dividend payment date (LKR 0.50 per share)	30 Mar
L B Finance	Dividend payment date (LKR 6.00 per share)	30 Mar
John Keells Hotels	Dividend payment date (LKR 0.10 per share)	30 Mar
Trans Asia Hotels	Dividend payment date (LKR 2.00 per share)	30 Mar
Aitken Spence	Dividend payment date (LKR 1.25 per share)	30 Mar
Swisstek (Ceylon)	Dividend payment date (LKR 1.50 per share)	30 Mar
Asiri Surgical Hospital	Dividend payment date (LKR 0.35 per share)	30 Mar
Alumex	Dividend payment date (LKR 1.00 per share)	30 Mar
Gestetner of Ceylon	Dividend payment date (LKR 10.00 per share)	30 Mar
Richard Pieris Exports	Dividend payment date (LKR 16.00 per share)	30 Mar
Namunukula Plantations	Dividend payment date (LKR 7.00 per share)	30 Mar
Hatton National Bank	XD date - Scrip Dividend	31 Mar
Commercial Bank of Ceylon	XD date - Scrip Dividend	31 Mar
Sigiriya Village Hotels	XD date (LKR 4.00 per share)	31 Mar
Hatton National Bank	XD date (LKR 3.50 per share)	31 Mar
Ceylon Investment	XD date (LKR 1.75 per share)	31 Mar
Janashakthi Insurance	Dividend payment date (LKR 1.00 per share)	31 Mar
Diesel & Motor Engineering	Dividend payment date (LKR 24.00 per share)	31 Mar
Hayleys Fibre	Dividend payment date (LKR 1.50 per share)	31 Mar
Amaya Leisure	Dividend payment date (LKR 2.00 per share)	31 Mar
Talawakelle Tea Estates	Dividend payment date (LKR 1.00 per share)	31 Mar
Asian Hotels & Properties	Dividend payment date (LKR 2.00 per share)	31 Mar
Chemanax	Dividend payment date (LKR 2.00 per share)	31 Mar
United Motors Lanka	Dividend payment date (LKR 2.50 per share)	31 Mar
AIA Insurance	Dividend payment date (LKR 2.00 per share)	31 Mar
Sigiriya Village Hotels	Dividend payment date (LKR 4.00 per share)	31 Mar
Economic Calendar		
Central Bank of Sri Lanka	Issue of LKR 25.5bn Treasury bills	29 Mar

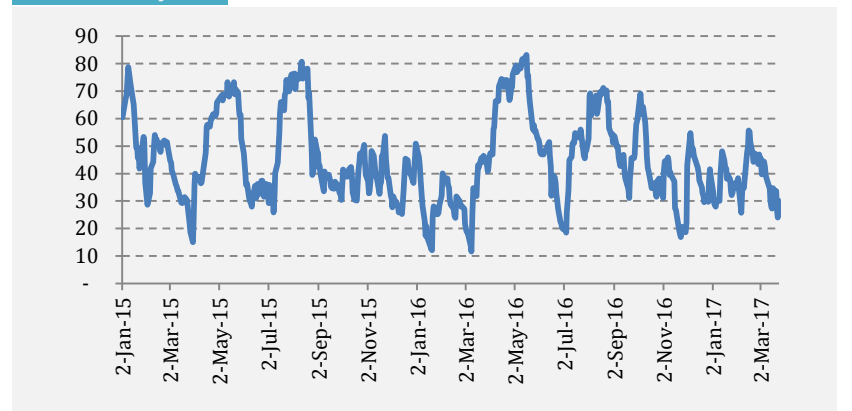
Key Statistics

	This week	Last Week	Change
ASI	5,996	6,048	-0.9%
S&P SL 20	3,417	3,452	-1.0%
Avg daily turnover (LKR mn)	861	551	56%
Avg daily volume (mn)	22	28	-21%
Net foreign inflow (LKR mn)	1,317	377	249%
Foreign participation (%)	50	58	-
Market Capitalisation (LKR bn)	2,633	2,656	-
Market PE (x)	9.0	9.1	-
Market PBV (x)	1.2	1.2	-

Market Activity



RSI - 14 day



Top gainers

Company	Price change (%)	Turnover (LKR '000)
BLUE DIAMONDS	29%	353
CFT	15%	112
BIMPUTH FINANCE	15%	721
SERENDIB ENG.GRP	15%	17
SWARNAMAHAL FIN	14%	241

Top losers

Company	Price change (%)	Turnover (LKR '000)
HAPUGASTENNE	-17%	37
ADAM INVESTMENTS	-17%	215
KOTMALE HOLDINGS	-16%	34
HORANA	-16%	213
ANILANA HOTELS	-15%	373

Top turnover

Company	Price change (%)	Turnover (LKR '000)
JKH	-2%	1,491,659
SERENDIB HOTELS	4%	516,645
MELSTACORP	0%	345,675
DIALOG	-2%	199,542
SERENDIB HOTELS [X]	8%	188,788

Top trades

Company	Trades	Turnover (LKR '000)
JKH	-2%	1,491,659
EAST WEST	-2%	13,056
TEEJAY LANKA	0%	32,354
JANASHAKTHI INS.	-6%	12,778
GRAIN ELEVATORS	-3%	9,601

Index Performance

Peer comparison - PE (x)

Colombo Bourse	MSCI frontier markets	MSCI emerging markets	MSCI frontier emerging markets
9.0	14.2	15.8	15.3

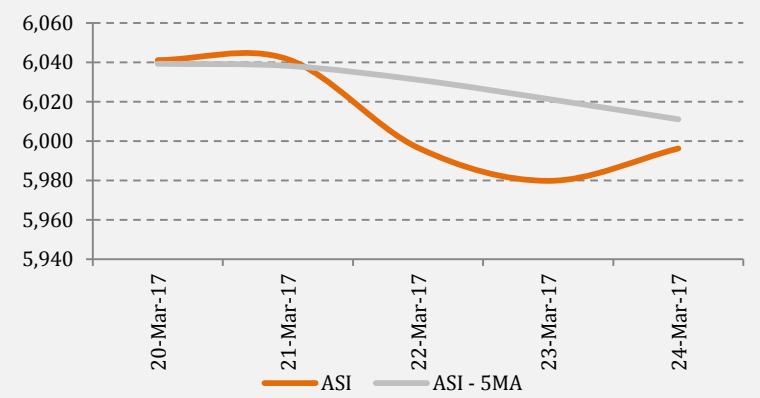
-Peer comparison - YTD Yield

Colombo Bourse	MSCI frontier markets	MSCI emerging markets	MSCI frontier emerging markets
-3.7	+8.6	+12.3	+7.1

Index Performance

	1M 20 market days	3M 60 market days	6M 180 market days	12M 240 market days	24M 480 market days
ASI	-2%	-3%	-9%	-3%	-13%
S&P SL20	-3%	-3%	-6%	7%	-12%

Movement in ASI



Colombo Stock Exchange - PE



Colombo Stock Exchange - PBV



Foreign Holding Tracker

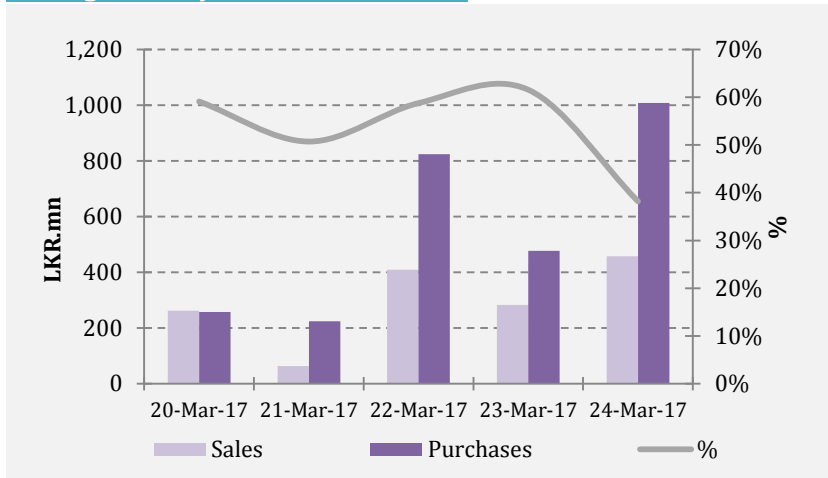
Net Foreign Inflow (LKR mn)

This week	Last week	This quarter	Last quarter	This year	Last year
1,317	377	3,814	4,902	3,814	1,953

Foreign Ownership

Market Value (LKR bn)	% of total market value
914	37

Foreign Activity - This week



Top ten net inflows

Company	Net inflow (LKR mn)	Company	Net outflow (LKR mn)
John Keells Holdings	920.9	Tokyo Cement	(10.4)
Sampath Bank	79.0	Kelani Cables	(9.8)
Ceylon Cold Stores	72.0	Chevron Lubricants	(8.7)
Commercial Bank	60.0	LB Finance	(6.0)
Ceylon Tobacco	46.5	Serendib Hotels	(4.6)
Royal Ceramics Lanka	37.8	Alumex	(3.6)
Hatton National Bank	24.6	Aitken Spence Hotel	(2.5)
Teejay Lanka	21.7	Swisstek (Ceylon)	(2.3)
Tokyo Cement (X)	18.0	Watawala Plantations	(1.7)
Dialog Axiata	14.7	Lanka IOC	(1.5)

Monthly net foreign inflow

